

Evolve II helps students balance their social and academic needs by providing adaptive, modular pieces that can move with the user as their priorities shift through the semester.

## Evolve II

Room Solutions






## Evolve II



### features

- Evolve II consists of innovative furniture pieces that serve multiple functions; each segment is easy to move or reconfigure, provides ample storage options, and offers students a variety of places to study.
- Constructed using veneer with PVC edge banding in maple or oak.
- Height adjustable bed; 7 bed deck heights on the single bed and 19 bed deck heights on the studio bed.
- Deck: spring or 3-piece wood.
- Double sided pin channel allows for the worksurface and cubbies to be placed on either side of the headboard and footboard.
- 3-drawer chest includes integral pulls and allows for a stacking wardrobe with an integrated safety clip at rear.
- Adjustable worksurface allows for multiple heights and allows a student to move around their room for the best experience. It can also be used as additional wardrobe storage.
- Optional hanging bar and pencil tray can be added to the worksurface for a fully functional unit.
- Additional modular pieces such as the cubbies, storage cart and tray give the student not only more storage, but also more versatility in their space.
- Tackable panels add privacy and personalization.
- Lounge chair and stool provide a comfortable place to relax while keeping the same aesthetics of the bed furniture.


### statement of line




See Beds & Accessories Section for guard rail options and pricing

### finishes

#### wood finishes



#### lamininate finishes



#### Color Disclaimer

Please order actual material samples for specifying purposes. Color accuracy is not guaranteed with these images.